



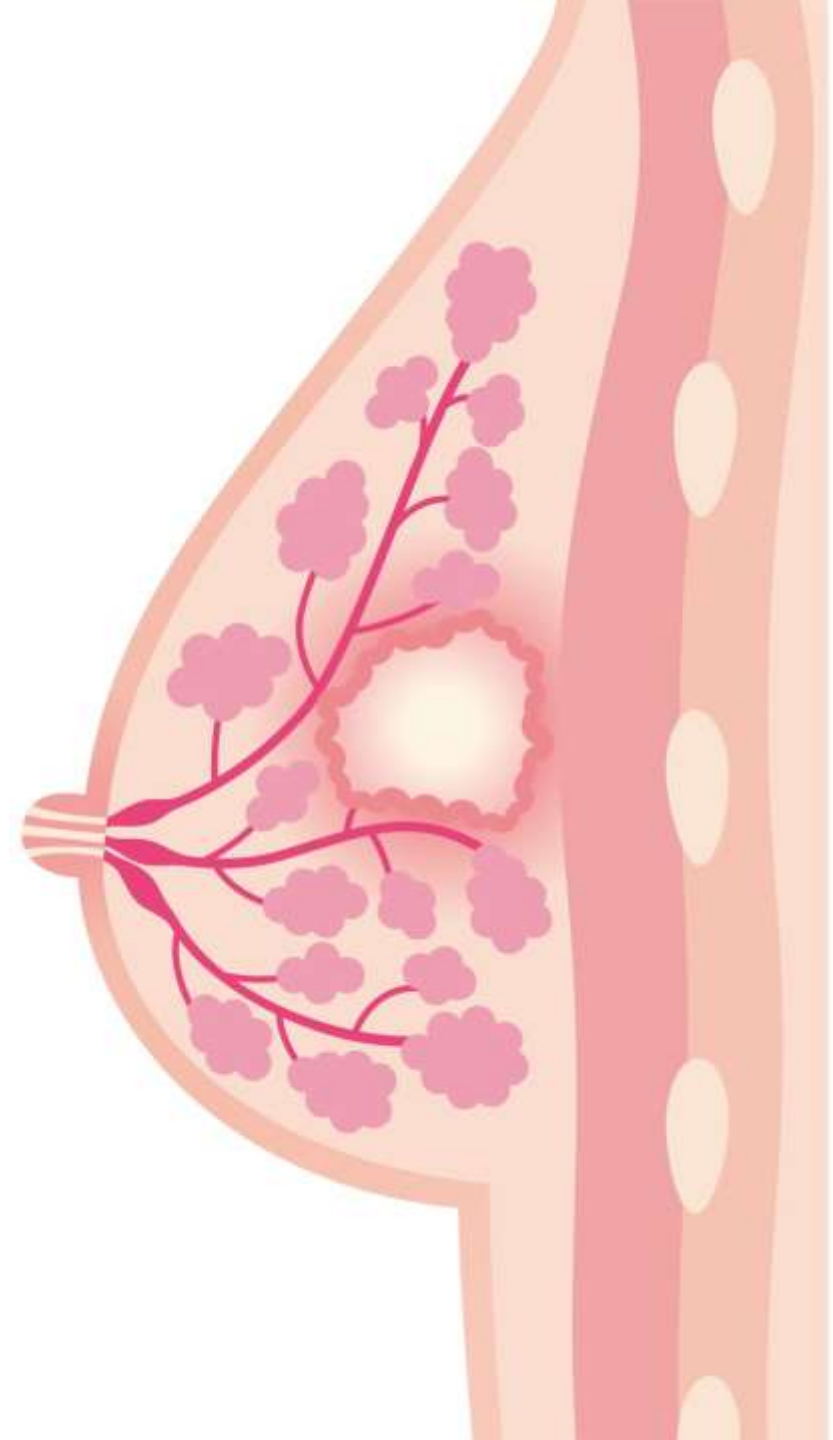


How an EHR can improve breast cancer treatment

Gustavo Bacelar MD, MBA

Braga, 2019

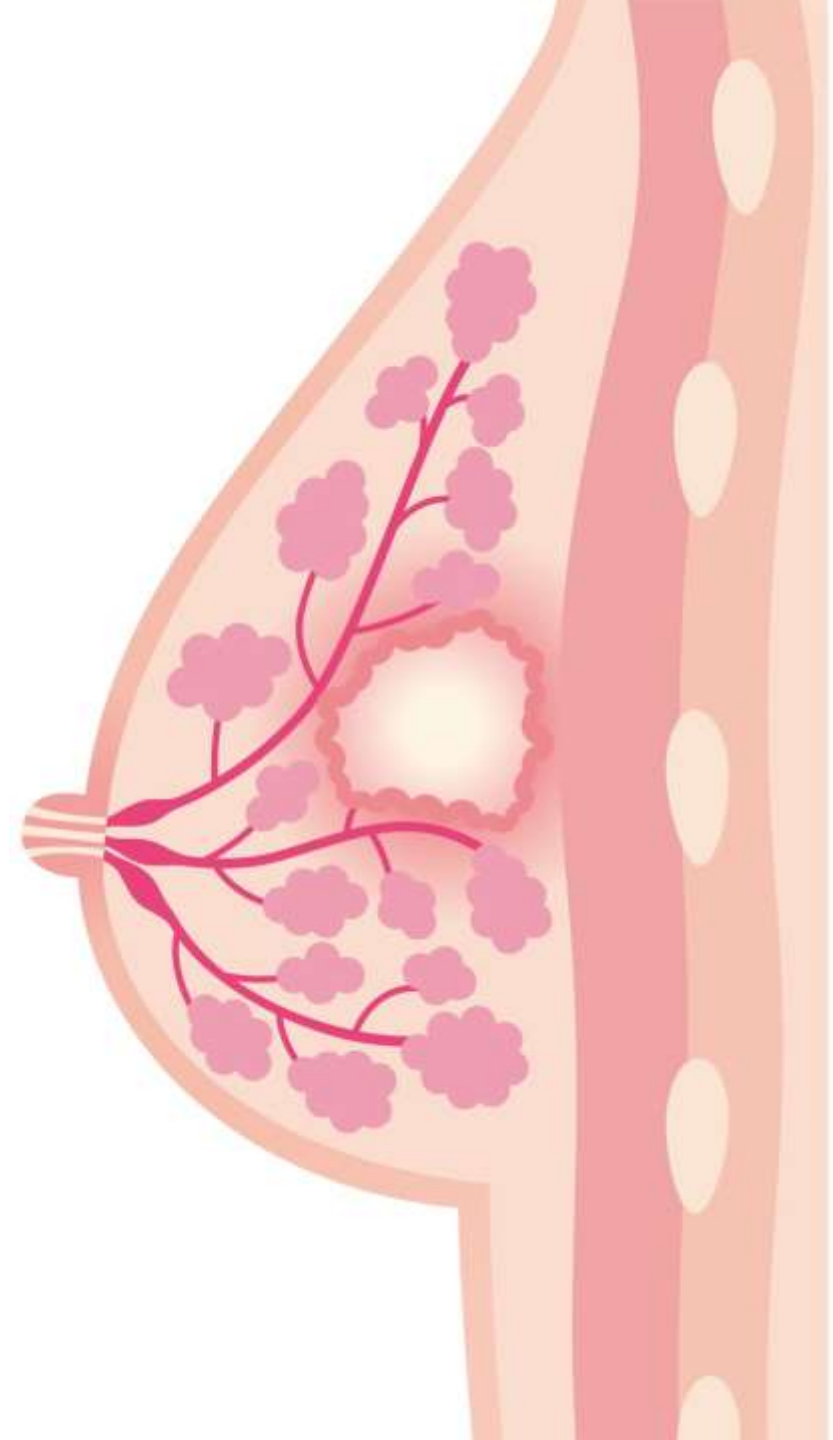

Why care about breast cancer

Probability



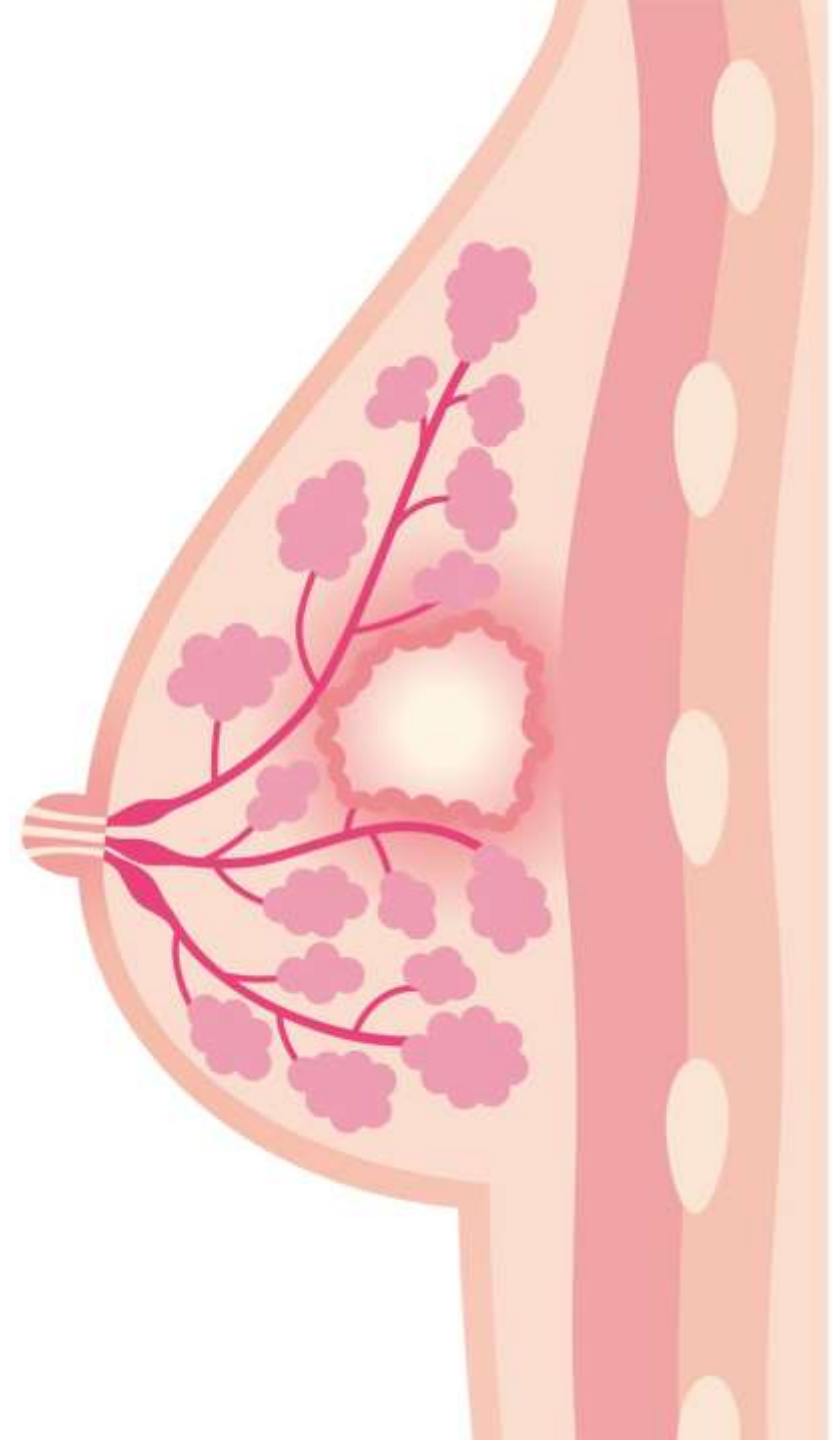

Why care about breast cancer


Incidence



Why care about breast cancer

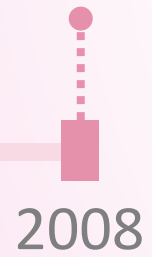
Mortality





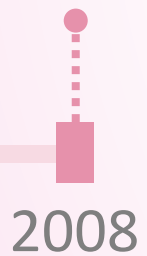
2008





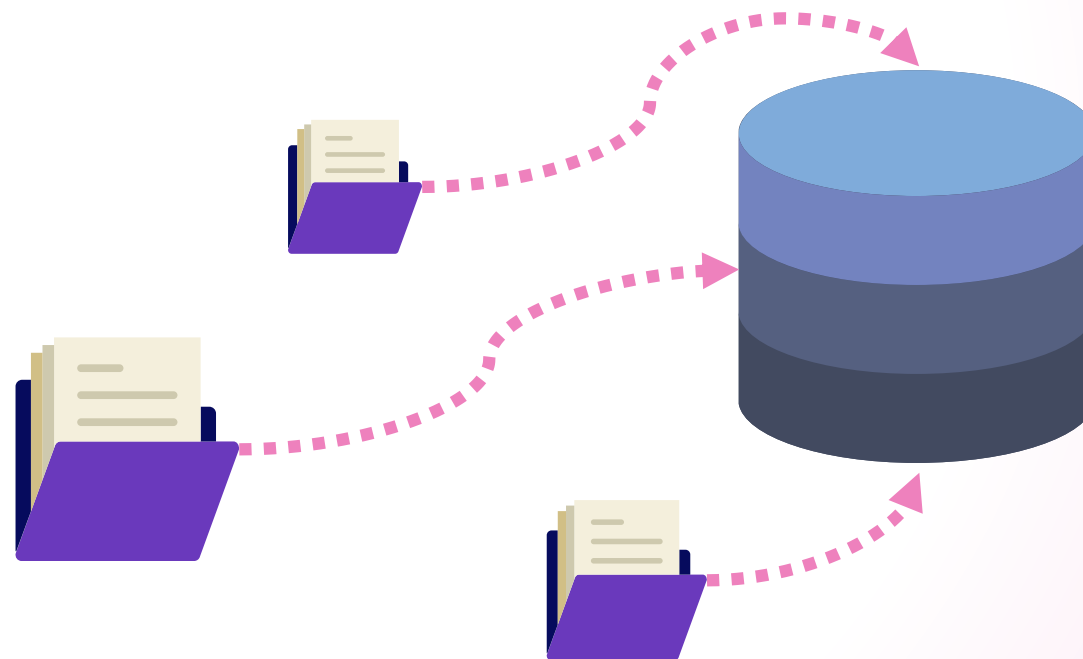
Structure





Structure

Centralize





BreastCare

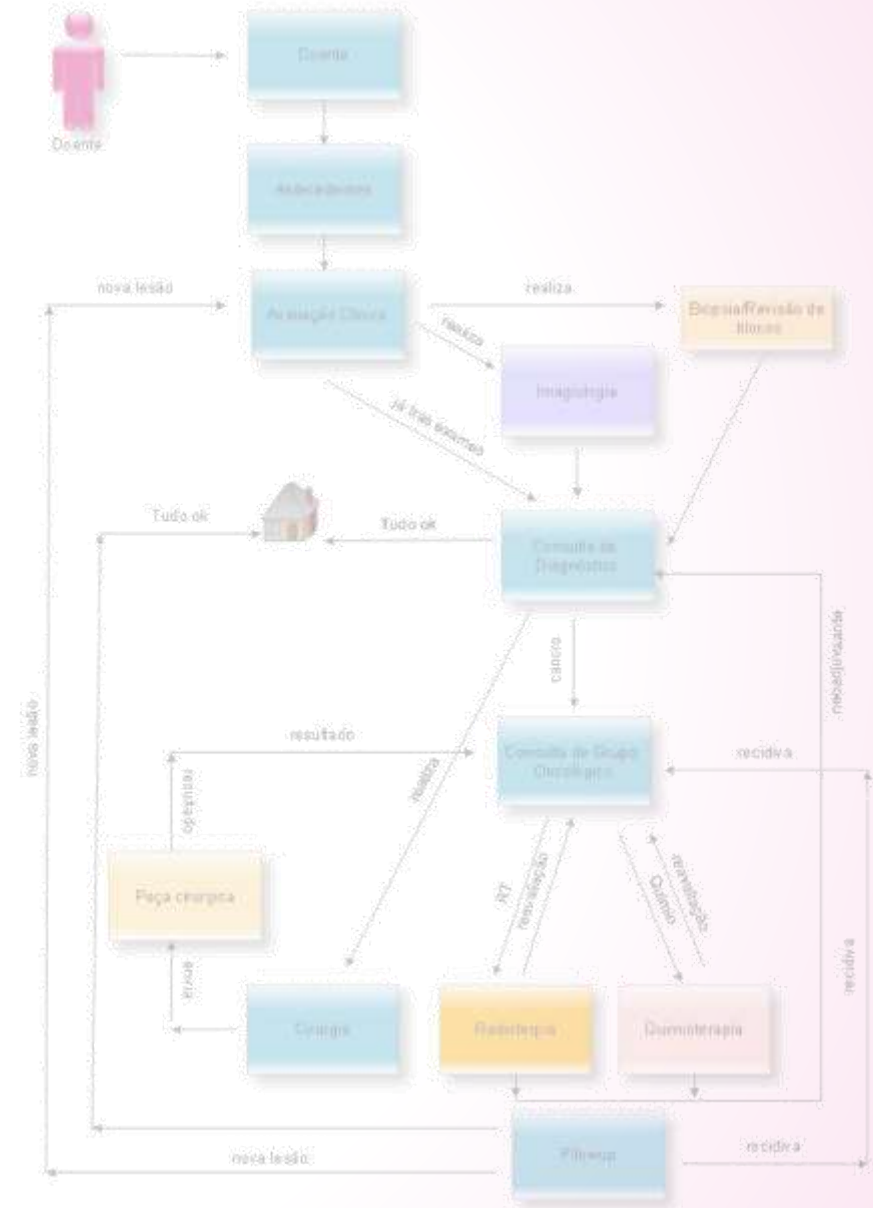
What we did different

Based on clinical workflow

Supported process improvement

Participation in internal meetings

Support to clinical research



What BreastCare offers

Structured data according to international standards

Automatically generates reports

Accordance with the GDPR

The screenshot displays the BreastCare software interface. At the top, there is a patient information section with fields for name and ID. Below this, a navigation bar includes tabs for 'História Clínica', 'Clínica', 'Exame Físico', 'Imagiologia', and 'Decisão'. The 'Exame Físico' tab is currently active. The main content area is divided into two sections: 'Lesões' (Lesions) and 'Esquema Mamário' (Breast Diagram). The 'Lesões' section contains several checkboxes and input fields for recording findings, such as 'Lesão palpável' (palpable lesion) with a size of 22 mm, and 'Lesão não palpável' (non-palpable lesion). There are also radio buttons for 'Anamnese Mamária' (Breast History) and 'Anamnese Familiar' (Family History), each with options for 'Sim' (Yes), 'Não' (No), and 'N/D' (Not Determined). The 'Esquema Mamário' section features a diagram of the breasts with a red dot indicating a lesion on the right breast. To the right of the diagram, there is a 'Exame Físico' (Physical Exam) section with input fields for 'Peso' (Weight) and 'Altura' (Height), and a 'Medidas da Mama' (Breast Measurements) section with dropdown menus for 'Número' (Number) and 'Copa' (Cup), and a radio button for 'ITCSE'.

Results

Better healthcare delivery

More effective and documented workflow


Easy access to performance and quality indicators

Increased scientific production




VC BreastCare

PERSON_ID	LESION_ID	AGE	B01	B03	D01	D02
2583	1	57	R	1	1	5
6241	1	58	R	1	1	5
33215	1	53	R	1	1	5
33759	1	66	L	1	1	5
48836	1	62	L	1	1	5
52672	1	68	L	1	1	5
63319	1	43	L	1	1	5



VC BreastCare



2008

VC BreastCare



2008



Champalimaud
Foundation

2014

VC BreastCare



2008



Champalimaud
Foundation

2014



Sociedade Portuguesa
de **Senologia**

2018



BreastCare

How an EHR can improve breast cancer treatment

Gustavo Bacelar MD,
gbacelar@virtualcare.pt **MBA**

